

Pratissoli


POSITIVE DISPLACEMENT RECIPROCATING PUMPS

PILOTFLEX 120 **SEWERJET 280**

HIGH PRESSURE SEWER CLEANING HOSES



INTERPUMP GROUP



Pratissoli

POSITIVE DISPLACEMENT RECIPROCATING PUMPS


As the result of the joined technological development efforts of our associate, one of the largest hose maker in Europe, we are proud to celebrate the birth of a new line of made-in-Italy high pressure water sewer cleaning hoses, specifically designed for the toughest operation of the modern jetters.


A quality product available in a comprehensive line of diameters, lengths and connections to match with our pump line, thus promising long life, minimal down time, hydraulic efficiency and ease in supply.

FEATURES & TECHNICALS

- Abrasion and wheather resistance syntetic rubber with single or dubble steel wire braids reinforcement.
- Temperature range from -30°C to +80°C.
- Working/bursting pressure ratio 1:2,5
- Lowest friction coefficient in its class thanks to a **new internal finishing**, specifically designed for water application.
- **The new formulate abrasion resistance smooth external cover** exceeds 10 times the ISO 6945 standards, thus providing for longer-than-average life span, lesser drag during operation and ease in hose cleanliness.
- Marked ferrules for ease in traceability.

PILOTFLEX 120 SEWERJET 280





PILOTFLEX 120

Ø (inch)	Steel Braid	I.D. (mm)	O.D. (mm)	W.P. (bar/psi)	B.P. (bar/psi)	Weight (kg/m)	Bend Radius (mm)
3/16"	Single	5	8,4	120/1750	480/7000	0,148	20
1/4"	Single	6	10,3	120/1750	480/7000	0,158	25
5/16"	Single	8	11,8	120/1750	480/7000	0,192	30

Hoses supplied assembled with male or female AISI 316 S.S. BSPP British Standard Pipe Parallel 60° cone fittings (GAS thread) complete with protective PVC heat shrink caps at both ends, marked ferrules and Certificate of Conformity.



Assembled Hose Ordering codes

Ø 3/16"

L (mts)	BSPP fitting	T thread (inch)	E hex (mm)	Ordering code
10	M - F	1/8-1/4	14-19	ZT03A0100152
	F - F	1/4-1/4	19	ZT03A0105252
	M - M	1/8-1/8	14	ZT03A0100101
15	M - F	1/8-1/4	14-19	ZT03A0150152
	F - F	1/4-1/4	19	ZT03A0155252
	M - M	1/8-1/8	14	ZT03A0150101
20	M - F	1/8-1/4	14-19	ZT03A0200152
	F - F	1/4-1/4	19	ZT03A0205252
	M - M	1/8-1/8	14	ZT03A0200101

Ø 1/4"

L (mts)	BSPP fitting	T thread (inch)	E hex (mm)	Ordering code
10	M - F	1/4-1/4	19	ZT04A0100252
	F - F	1/4-1/4	19	ZT04A0105252
	M - M	1/4-1/4	19	ZT04A0100202
15	M - F	1/4-1/4	19	ZT04A0150252
	F - F	1/4-1/4	19	ZT04A0155252
	M - M	1/4-1/4	19	ZT04A0150202
20	M - F	1/4-1/4	19	ZT04A0200252
	F - F	1/4-1/4	19	ZT04A0205252
	M - M	1/4-1/4	19	ZT04A0200202


Ø 5/16"

L (mts)	BSPP fitting	T thread (inch)	E hex (mm)	Ordering code
10	M - F	1/4-1/4	19	ZT05A0100252
	F - F	1/4-1/4	19	ZT05A0105252
	M - M	1/4-1/4	19	ZT05A0100202
15	M - F	1/4-1/4	19	ZT05A0150252
	F - F	1/4-1/4	19	ZT05A0155252
	M - M	1/4-1/4	19	ZT05A0150202
20	M - F	1/4-1/4	19	ZT05A0200252
	F - F	1/4-1/4	19	ZT05A0205252
	M - M	1/4-1/4	19	ZT05A0200202

Datas rounded for ease in readability.



INTERPUMP GROUP



SEWERJET 280

Ø (inch)	Steel Braid	I.D. (mm)	O.D. (mm)	W.P. (bar/psi)	B.P. (bar/psi)	Weight (kg/m)	Bend Radius (mm)
3/8"	Single	10	15,7	280/4000	700/10150	0,25	60
1/2"	Double	13	20,4	280/4000	700/10150	0,53	90
3/4"	Double	19	27,5	280/4000	700/10150	0,77	100

Hoses supplied assembled with male or female zinc plated BSPP British Standard Pipe Parallel 60° cone fittings (GAS thread) complete with protective PVC heat shrink caps at both ends, marked ferrules and Certificate of Conformity.




Assembled Hose Ordering codes

Ø 3/8"				
L (mts)	BSPP fitting	T thread (inch)	E hex (mm)	Ordering code
40	M - F	3/8-3/8	22	ZT06B0400353
	F - F	3/8-3/8	22	ZT06B0405353
	M - M	3/8-3/8	22	ZT06B0400303
50	M - F	3/8-3/8	22	ZT06B0500353
	F - F	3/8-3/8	22	ZT06B0505353
	M - M	3/8-3/8	22	ZT06B0500303
60	M - F	3/8-3/8	22	ZT06B0600353
	F - F	3/8-3/8	22	ZT06B0605353
	M - M	3/8-3/8	22	ZT06B0600303
80	M - F	3/8-3/8	22	ZT06B0800353
	F - F	3/8-3/8	22	ZT06B0805353
	M - M	3/8-3/8	22	ZT06B0800303
100	M - F	3/8-3/8	22	ZT06B01000353
	F - F	3/8-3/8	22	ZT06B010005353
	M - M	3/8-3/8	22	ZT06B01000303

Ø 1/2"				
L (mts)	BSPP fitting	T thread (inch)	E hex (mm)	Ordering code
50	M - F	1/2-1/2	27	ZT08B0500454
	F - F	1/2-1/2	27	ZT08B0505454
	M - M	1/2-1/2	27	ZT08B0500404
60	M - F	1/2-1/2	27	ZT08B0600454
	F - F	1/2-1/2	27	ZT08B0605454
	M - M	1/2-1/2	27	ZT08B0600404
80	M - F	1/2-1/2	27	ZT08B0800454
	F - F	1/2-1/2	27	ZT08B0805454
	M - M	1/2-1/2	27	ZT08B0800404
100	M - F	1/2-1/2	27	ZT08B01000454
	F - F	1/2-1/2	27	ZT08B01005454
	M - M	1/2-1/2	27	ZT08B01000404
120	M - F	1/2-1/2	27	ZT08B01200454
	F - F	1/2-1/2	27	ZT08B01205454
	M - M	1/2-1/2	27	ZT08B01200404

Ø 3/4"				
L (mts)	BSPP fitting	T thread (inch)	E hex (mm)	Ordering code
50	M - F	3/4-3/4	32	ZT12B0500656
	F - F	3/4-3/4	32	ZT12B0505656
	M - M	3/4-3/4	32	ZT12B0500606
60	M - F	3/4-3/4	32	ZT12B0600656
	F - F	3/4-3/4	32	ZT12B0605656
	M - M	3/4-3/4	32	ZT12B0600606
80	M - F	3/4-3/4	32	ZT12B0800656
	F - F	3/4-3/4	32	ZT12B0805656
	M - M	3/4-3/4	32	ZT12B0800606
100	M - F	3/4-3/4	32	ZT12B1000656
	F - F	3/4-3/4	32	ZT12B1005656
	M - M	3/4-3/4	32	ZT12B1000606
120	M - F	3/4-3/4	32	ZT12B1200656
	F - F	3/4-3/4	32	ZT12B1205656
	M - M	3/4-3/4	32	ZT12B1200606


Datas rounded for ease in readability.



SEWERJET 280

Ø (inch)	Steel Braid	I.D. (mm)	O.D. (mm)	W.P. (bar/psi)	B.P. (bar/psi)	Weight (kg/m)	Bend Radius (mm)
1"	Double	25	36	280/4000	700/10150	1,17	130
1" 1/4	Double	31	43	280/4000	700/10150	1,53	200

Hoses supplied assembled with male or female zinc plated BSPP British Standard Pipe Parallel 60° cone fittings (GAS thread) complete with protective PVC heat shrink caps at both ends, marked ferrules and Certificate of Conformity.



Assembled Hose Ordering codes

Ø 1"

L (mts)	BSPP fitting	T thread (inch)	E hex (mm)	Ordering code
60	M - F	1 - 1	38-41	ZT16B0600757
	F - F	1 - 1	38	ZT16B0605757
	M - M	1 - 1	41	ZT16B0600707
80	M - F	1 - 1	38-41	ZT16B0800757
	F - F	1 - 1	38	ZT16B0805757
	M - M	1 - 1	41	ZT16B0800707
100	M - F	1 - 1	38-41	ZT16B1000757
	F - F	1 - 1	38	ZT16B1005757
	M - M	1 - 1	41	ZT16B1000707
120	M - F	1 - 1	38-41	ZT16B1200757
	F - F	1 - 1	38	ZT16B1205757
	M - M	1 - 1	41	ZT16B1200707
150	M - F	1 - 1	38-41	ZT16B1500757
	F - F	1 - 1	38	ZT16B1505757
	M - M	1 - 1	41	ZT16B1500707


Ø 1" 1/4

L (mts)	BSPP fitting	T thread (inch)	E hex (mm)	Ordering code
60	M - F	1"1/4-1"1/4	50	ZT20B0600858
	F - F	1"1/4-1"1/4	50	ZT20B0605858
	M - M	1"1/4-1"1/4	50	ZT20B0600808
80	M - F	1"1/4-1"1/4	50	ZT20B0800858
	F - F	1"1/4-1"1/4	50	ZT20B0805858
	M - M	1"1/4-1"1/4	50	ZT20B0800808
100	M - F	1"1/4-1"1/4	50	ZT20B1000858
	F - F	1"1/4-1"1/4	50	ZT20B1005858
	M - M	1"1/4-1"1/4	50	ZT20B1000808
120	M - F	1"1/4-1"1/4	50	ZT20B1200858
	F - F	1"1/4-1"1/4	50	ZT20B1205858
	M - M	1"1/4-1"1/4	50	ZT20B1200808
150	M - F	1"1/4-1"1/4	50	ZT20B1500858
	F - F	1"1/4-1"1/4	50	ZT20B1505858
	M - M	1"1/4-1"1/4	50	ZT20B1500808



INTERPUMP GROUP

Datas rounded for ease in readability.



Pratissoli

POSITIVE DISPLACEMENT RECIPROCATING PUMPS

PILOTFLEX 120

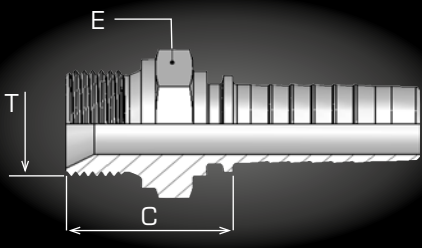
Coils



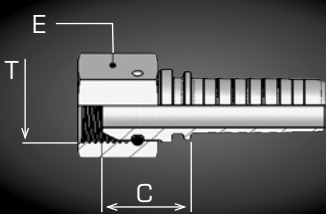
∅ (inch)	L (mts)	Ordering code
3/16	120	ZT03A1200000
1/4	120	ZT04A1200000
5/16	120	ZT05A1200000

Coil fittings

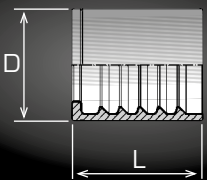
STRAIGHT MALE, AISI 316 s.s.

	∅ hose ID (inch)	T thread (inch)	E hex (mm)	C cut off (mm)	Ordering code
	3/16	1/8	14	21	0350-03-02SW
	1/4	1/4	19	27	0350-04-04
	5/16	5/16	19	27	0350-05-04


STRAIGHT FEMALE, AISI 316 s.s.

	∅ hose ID (inch)	T thread (inch)	E hex (mm)	C cut off (mm)	Ordering code
	3/16	1/4	19	17	0051-03-04
	1/4	1/4	19	17	0051-04-04
	5/16	1/4	19	17	0051-05-04

STRAIGHT FEMALE, AISI 316 s.s.

	∅ hose ID (inch)	D thread (inch)	L hex (mm)	Skive lenght	Ordering code
	3/16	19	13	NO	001C-03
	1/4	20	26	NO	001C-04
	5/16	26	26	NO	001C-05





PUMPS & HOSES

The tables aside refer to the most common pump/hose combinations based on direct field experience. Actual combinations are a lot more, often driven by the units set up and/or specific operating conditions. The information here expressed are only meant to provide a general indication and do not necessarily constitute engineering advises. Please contact our Tech. Dept. for any question or additional information.



PUMP MOD.	Ø (inch)	TYPICAL LENGTH (mts.)			
		KT	3/8"	50	60
		1/2"	50	60	80



PUMP MOD.	Ø (inch)	TYPICAL LENGTH (mts.)			
		KF	1/2"	50	60
		3/4"	60	80	-



PUMP MOD.	Ø (inch)	TYPICAL LENGTH (mts.)			
		KS	1/2"	60	80
		3/4"	60	80	100



PUMP MOD.	Ø (inch)	TYPICAL LENGTH (mts.)			
		MW	3/4"	80	100
		1"	80	100	120




PUMP MOD.	Ø (inch)	TYPICAL LENGTH (mts.)			
		MF-MK	1"	80	100
		1" 1/4	100	120	150



PUMP MOD.	Ø (inch)	TYPICAL LENGTH (mts.)			
		MKS	1"	100	120
		1" 1/4	100	120	150



INTERPUMP GROUP



Pratissoli

A brand of



INTERPUMP GROUP

**AZIENDA CON SISTEMA
DI GESTIONE QUALITÀ
CERTIFICATO DA DNV
=ISO 9001=**

PRATISSOLI a brand of INTERPUMP GROUP S.P.A.

Via E. Fermi, 25 42049 S. Ilario (RE) Italy - Tel. +39 0522 904311 Fax +39 0522 904444

E-mail: info@pratissolipompe.com - <http://www.pratissolipompe.com>

INTERPUMP GROUP S.P.A.: C.C.I.A.A. R.E.A. N.204185

PART.IVA IT 01682900350 - REG.IMPRESSE R.E. - C.F.11666900151 - REG.A.E.E.: IT08020000000780