

Sprayers & Watering Nozzles



| | |
|---------------------------------|------------------|
| Wheelbarrow Tank | 230 |
| Wheelbarrow Tank Sprayer | 230 |
| Pressure Sprayers | 231 |
| Hose Nozzles | 232 |
| Spray Guns & Lances | 232 - 233 |
| Sprinkler Heads | 234 |
| Shower Heads | 234 |

Wheelbarrow Sprayers & Tanks



125 Litre Tank

Wheelbarrow Tank - 125 Litre

| Part No. | Dimensions | KG | Code |
|-------------------|--------------------------|----|----------|
| 7007006600 | 1520L x 680W x 740H (mm) | 25 | K |

The Comet wheelbarrow tank can be used in conjunction with various engine & electric driven pump units including diaphragm, plunger and centrifugal.

- Suction pipe & external filter
- Spray lance with nozzle
- 10 Metre of 40 Bar delivery hose
- Twin wheels with pneumatic tyres
- Heavy-duty 125 litre polyethylene tank
- Optional hose reel available



Pressure Washer Version
See Page 72



Sprayer Version
See Below

Engine Driven Sprayer - 125 Litre Wheelbarrow Tank - 12 Lpm 15 Bar



125 Litre Tank

| Part No. | Engine | Lpm | Bar | Kg | Code |
|---------------------------------------|--------------|-----|-----|----|----------|
| WBU1115P | GC135QHE 4Hp | 12 | 15 | 52 | I |
| Dimensions - 1520L x 680W x 740H (mm) | | | | | |

- Suction pipe & external filter
- Spray lance with nozzle
- 10 Metre of 40 Bar delivery hose
- Twin wheels with pneumatic tyres
- Heavy-duty 125 litre polyethylene tank
- Comet MC16 twin diaphragm pump
- Pump fitted with pressure regulator
- Honda GC135QHE 4Hp engine
- Optional hose reel available

Hose Reel for Wheelbarrow Tank



with 20 Metre Hose

| Part No. | Code |
|-------------------|----------|
| 7002022500 | K |

- Fitted with 20 metre 10mm id hose
- Maximum pressure 40 Bar
- Supplied with fixings

Spray Hood



| Part No. | Inlet | Code |
|----------------|-----------|----------|
| 8292004 | 12mm F | K |
| 8292010 | 1/4" BSPF | K |

Fitted with nozzle holder and blue spray tip 110° x 03

Marolex Pressure Sprayers

- Sprayers fitted with safety relief valve
- Buna elastomers & copolymer tank
- Regulated nozzle head with adjustable spray pattern
- 170cm twin braided PVC hose
- Telescopic lance - 80 to 140cm (Not P12PROFULL)
- Carrying strap supplied as standard
- Average liquid discharge 0.3 to 1 Lpm
- 60cm lance assy with 60cm extension (P12PROFULL only)

Professional 12

| Part No. | Capacity | Code |
|------------|-------------|------|
| P12PROFULL | 10.3 Litres | K |

- Patented liquid mixing system
- Metal on/off ball valve, in-line filters
- 60cm lance assy with 60cm extension
- Funnel, spare seals & spray nozzles.

For water based paints & lime-wash we strongly recommend the Professional 12, which is designed for these applications.



Pressure Sprayers

| Part No. | Capacity | Code |
|-----------|-------------|------|
| P5JUMBOK | 4.2 Litres | K |
| P7JUMBOK | 6.2 Litres | K |
| P9JUMBOK | 8.1 Litres | K |
| P12JUMBOK | 10.3 Litres | K |



Hand Sprayers

| Part No. | Capacity | Code |
|----------|-----------|------|
| 408-1012 | 1.5 Litre | K |
| 408-1011 | 2 Litre | K |

- Internal filter prevents nozzle blockages
- Adjustable - atomising spray nozzle



Knapsack Sprayers

| Part No. | Capacity | Code |
|----------|-----------|------|
| TIT20 | 20 Litres | K |

- Suitable for left or right hand operation
- Durable pump assembly for longer life
- Padded shoulder straps & adj hip belt



This sprayer is now fitted with a plastic pump assembly

Hand Sprayers

| Part No. | Capacity | Code |
|----------|-----------|------|
| S500 | 0.5 Litre | K |
| S1000 | 1 Litre | K |

- Internal filter prevents nozzle blockages
- Adjustable - atomising spray nozzle



IK Plastic Pressure Sprayers

| Part No. | Total Capacity | WorkingCapacity | Code |
|----------|----------------|-----------------|------|
| IK6 | 6.1 litres | 4.1 litres | I |
| IK9 | 8.3 litres | 6.1 litres | I |
| IK12 | 10.5 litres | 8.1 litres | I |

All units are fitted with a safety valve & red over pressure indicator

- Ideal for pre-spray of chemicals & detergents
- Durable Polypropylene tank & Viton seals
- Can handle a wide variety of chemicals
- Max press 3 Bar - Max flow @ 3 Bar = 0.50 Lpm
- Supplied with gun, lance & shoulder straps



Watering Nozzles & Guns

Hose Nozzle - Fixed Spray



| Part No. | Code |
|----------|------|
| 406-1005 | K |

- Fixed spray
- Max press 10 bar
- Garden hose connector

Hose Nozzle - Adjustable Spray



| Part No. | Code |
|----------|------|
| 406-1004 | K |

- Adjustable spray pattern
- Max press 10 bar
- Garden hose connector

Hose Nozzle - Adjustable Spray



| Part No. | Code |
|----------|------|
| 406-1009 | K |

- Adjustable spray pattern
- Geka compatible inlet
- Max press 10 bar

Hose Nozzle - Adjustable Spray



| Part No. | Code |
|----------|------|
| 406-1013 | K |

- Adjustable spray pattern
- Hose barb Ø 1"
- Max press 10 bar

Hose Nozzle - High Flow Version



| Part No. | Code |
|----------|------|
| 406-1008 | K |

- Adjustable spray pattern
- Max press 10 bar
- Male QRC inlet

Not compatible with garden hose

Adjustable Nozzle



| Part No. | Code |
|-----------|------|
| 8000-5405 | O |

- For flows up to 12 Lpm
- From straight to atomised jet
- Garden hose connector

Spray Gun with Adjustable Jet



| Part No. | Code |
|----------|------|
| 406-1000 | K |

- Adjustable spray pattern
- Max press 6 bar
- Garden hose connector
- Aluminium construction with rubber grip

Adjustable Nozzle - High Flow



| Part No. | Code |
|-----------|------|
| 8000-3407 | O |

- For flows up to 20 Lpm
- Separate adjustment of jet shape, intensity & flow rate
- Garden hose connector

Spray Gun with 7 Jets



| Part No. | Code |
|----------|------|
| 406-1001 | K |

- 7 pattern spray head
- Max press 6 bar
- Garden hose connector
- Aluminium construction with rubber grip

Spray Gun with Adjustable Jet



| Part No. | Code |
|----------|------|
| 406-1002 | K |

- Adjustable spray pattern
- Adjustable water volume
- Max press 6 bar
- Garden hose connector
- Brass construction - rubber grip

Spray Gun with Adjustable Jet



| Part No. | Code |
|-----------|------|
| 8000-3415 | O |

- Adjustable spray pattern
- Adjustable water volume
- Garden hose connector
- Max flow 10 Lpm @ 3 Bar
- Plastic construction

Spray Gun with Adjustable Jet




| Part No. | Code |
|-----------|------|
| 8000-5480 | O |

- Adjustable spray pattern
- Adjustable water volume
- Garden hose connector
- Max flow 10 Lpm @ 3 Bar
- Brass construction - rubber grip

Watering Guns & Lances

Spray Lance with 10 Jets



| Part No. | Code |
|----------|------|
| 406-1006 | K |


- 10 pattern spray head
- Max press 6 bar
- Garden hose connector
- Aluminium construction with rubber grip

Extending & Fixed Lances - 763mm to 3145mm - Stainless Steel



| Part No. | Min Length | Max Length | Weight | Nozzle | Code |
|------------|------------|------------|--------|---------|------|
| 13.5850.35 | 763mm | 763mm | 0.32Kg | 110° 03 | K |
| 13.5840.11 | 1290mm | 2120mm | 1.1Kg | 110° 03 | K |
| 13.5860.11 | 1335mm | 3145mm | 1.75Kg | 80° 03 | K |

- Lance & connectors manufactured in stainless steel
- Gun manufactured in reinforced polypropylene
- Viton seals fitted to gun & lance assembly
- Fitted with standard nozzle tip & 50 mesh filter
- Max flow 30 Lpm - Max Bar 25 - Max temp 60°C
- 1/2" BSPF inlet



Trigger Gun Fitted with 600mm Lance Extension

For agricultural & horticultural spot spraying & general industrial spraying or cleaning: body and trigger in shock resistant plastic - stainless steel & brass internals - PVC lance extension supplied with nozzle cap nut - 1/2" female inlet



| Part No. | Code |
|------------|------|
| ARTM30-600 | O |

- Max press 10 Bar
- Max flow 70 Lpm
- Max temp 50°C

When used with extension lance max press is 10 Bar

Trigger Gun for Above Lance Assembly

- 1/2" F inlet - 1/2" F Outlet

| Part No. | Code |
|----------|------|
| ART7220 | O |

- Max press 25 Bar
- Max flow 70 Lpm
- Max temp 50°C

Wash Lance with Adjustable Spray Pattern

From straight to cone by operating the central regulator handle: stainless steel tube - brass & S/Steel internal parts - protector in thermoplastic rubber - gun covered in shock resistant plastic - inlet = 1/2" BSPM thread - max nozzle size orifice = 2.3mm - fitted with 1.5mm nozzle - length = 500mm



| Part No. | Code |
|------------|------|
| 22.901.161 | O |

- Max press 200 Bar
- Max flow 26 Lpm
- Max temp 150°C

Turbo Guns

Turbo gun creating a fine atomised spray with droplets in excess of 3500 per sq/in & adjustable spray pattern from straight to cone by operating side lever: body & trigger in shock resistant plastic & corrosion free aluminium - internals in brass & S/Steel - Viton seals - 1/2" male thread inlet - max nozzle size = 2.3mm - fitted with 1.5mm nozzle.



| Part No. | Code |
|------------|------|
| 26.901.162 | O |


- Max press 50 Bar
- Max flow 70 Lpm
- Max temp 60°C

| Part No. | Code |
|------------|------|
| 26.901.165 | O |

As 26.901.162 but fitted with swivel with 1/2" M thread inlet - swivels freely up to 50 Bar

Sprinklers & Shower Heads

Shower Wand



| Part No. | Code |
|-----------|------|
| 8000-5424 | O |

- Adjustable shower head
- With fitting for 1/2" & 5/8" hoses

Aluminium Shower Head



| Part No. | Code |
|----------|------|
| 406-1010 | K |

- Garden hose connector

Pulsating Sprinkler on Tripod



| Part No. | Code |
|-----------|------|
| 8000-5630 | O |

- Maximum watered area 500m²
- Garden hose connector

Pulsating Sprinkler on Spike



| Part No. | Code |
|-----------|------|
| 8000-5621 | O |

- Maximum watered area 500m²
- Garden hose connector